

Scaled data based on original data using
LM-79-08 Approved Method: Electrical and Photometric Measurements of Solid-
State Lighting Products

Test Report Prepared for
Cooper Lighting Solutions
(formerly Eaton)

Brand: McGRAW-EDISON

Report Number: P386402

Luminaire Tested: **GWC-SA2A-735-U-T4FT-HSS**

Issue Date: 3/3/2020

Test Information

Test Method: LM-79-08
Report Number: P386402
TEST IS SCALED FROM IESNA LM-79-08 TEST DATA (G2-1903-205-17)
Test Lab: INNOVATION CENTER
Issue Date: 3/3/2020
Manufacturer: COOPER LIGHTING SOLUTIONS (FORMERLY EATON)
Product Line: MCGRAW-EDISON
Catalog Number: GWC-SA2A-735-U-T4FT-HSS
Description: GALLEON WALL LUMINAIRE
(2) 70 CRI, 3500K, 615mA LIGHTSQUARES WITH 16 LEDS EACH AND TYPE IV FORWARD THROW OPTICS WITH HOUSE SIDE SHIELD
Light Source: -
Ballast/Driver: ELECTRONIC DRIVER

Summary

Lumens per Lamp: N/A
Luminaire Lumens: 6487.5 lumens
Efficiency: N/A
Efficacy: 98.3 lumens/watt
Luminous Opening: Rectangular (W 1' x L: 0.5' x H: 0')
IES Classification: Type IV - Short
BUG Rating: B1 - U0 - G2

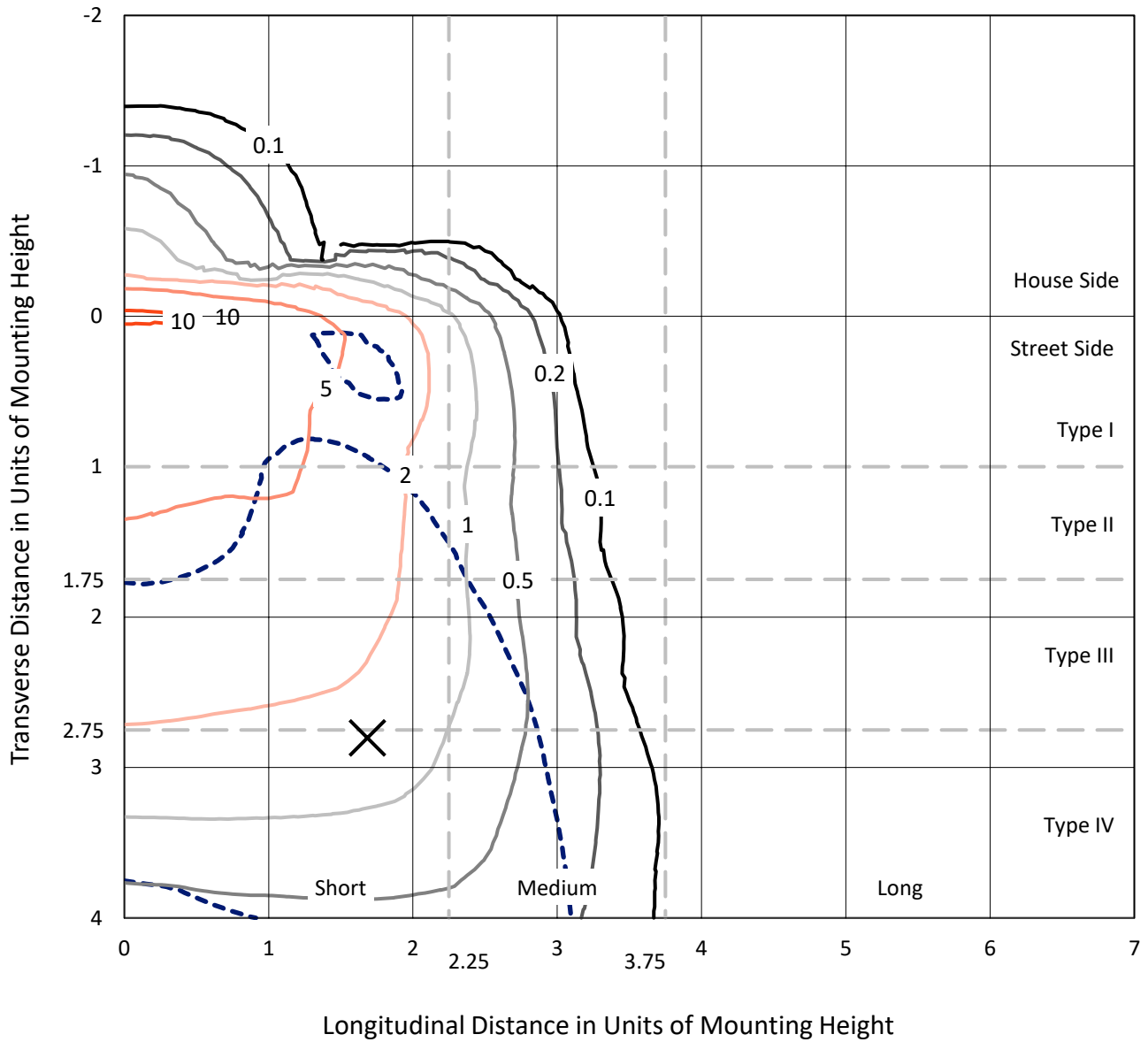
Input Watts (W): 66
Input Voltage (V): NR
Input Current (Ain): NR
Voltage Rise (V): NR
Power Factor: NR
Total Harmonic Distortion (THDi): NR
Frequency (hertz): 60
Stabilization Time: NR
Operation Time: NR
Ambient Temperature (°C): NR
Test Distance: 24 FT



REPORT NUMBER: P386402
 CATALOG NUMBER: GWC-SA2A-735-U-T4FT-HSS

Iso-Footcandle Lines of Horizontal Illumination

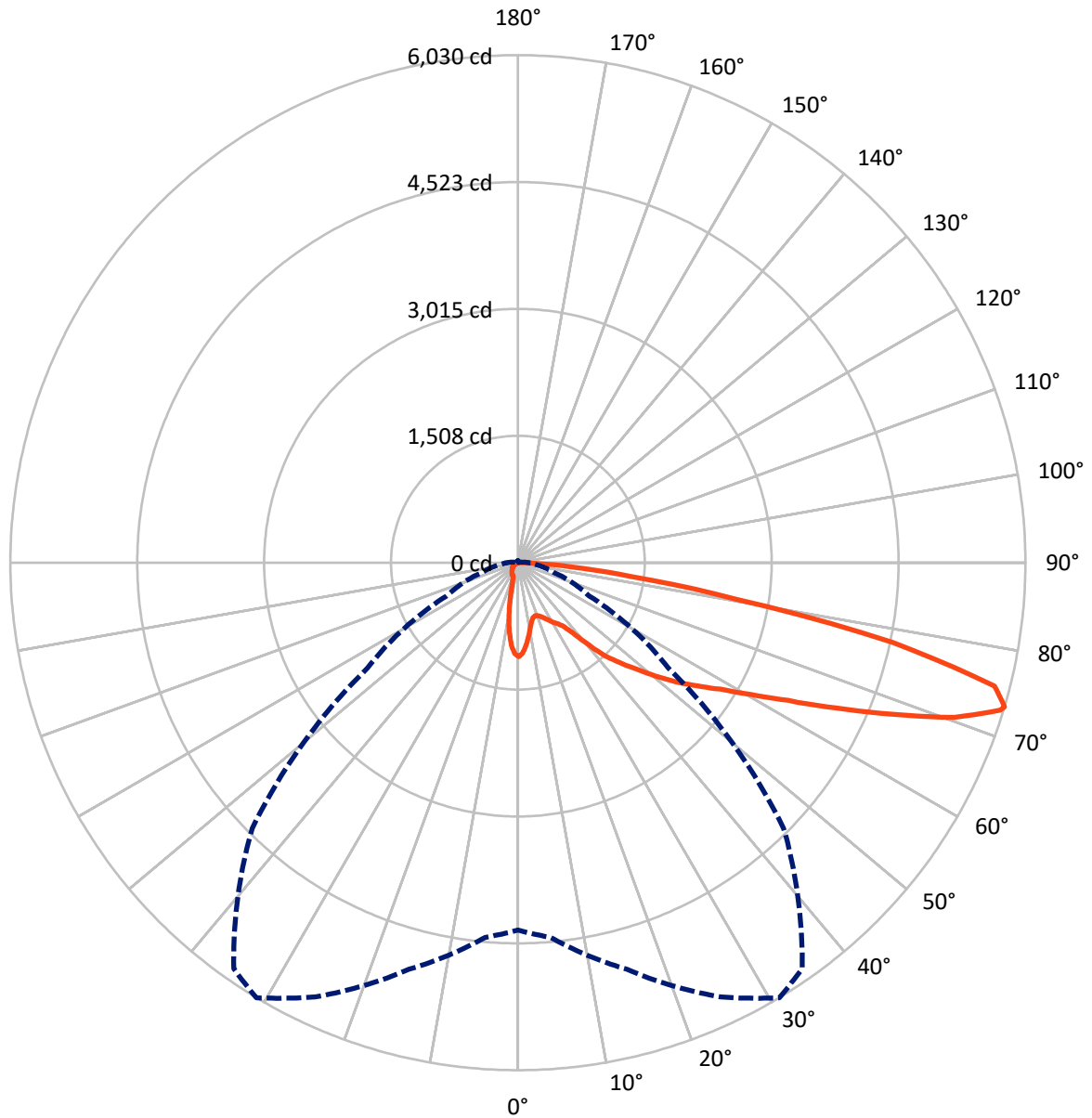
✕ Max cd
 - - - 1/2 Max cd



Based on 10 foot mounting height. Maximum calculated value = 11.2 fc
 Type IV - Short - N/A

REPORT NUMBER: P386402
CATALOG NUMBER: GWC-SA2A-735-U-T4FT-HSS

Luminous Intensity Polar Plot



— Vertical Plane Through 31-Deg Lateral - - - Horizontal Cone Through 73-Deg Vertical

REPORT NUMBER: P386402

CATALOG NUMBER: GWC-SA2A-735-U-T4FT-HSS

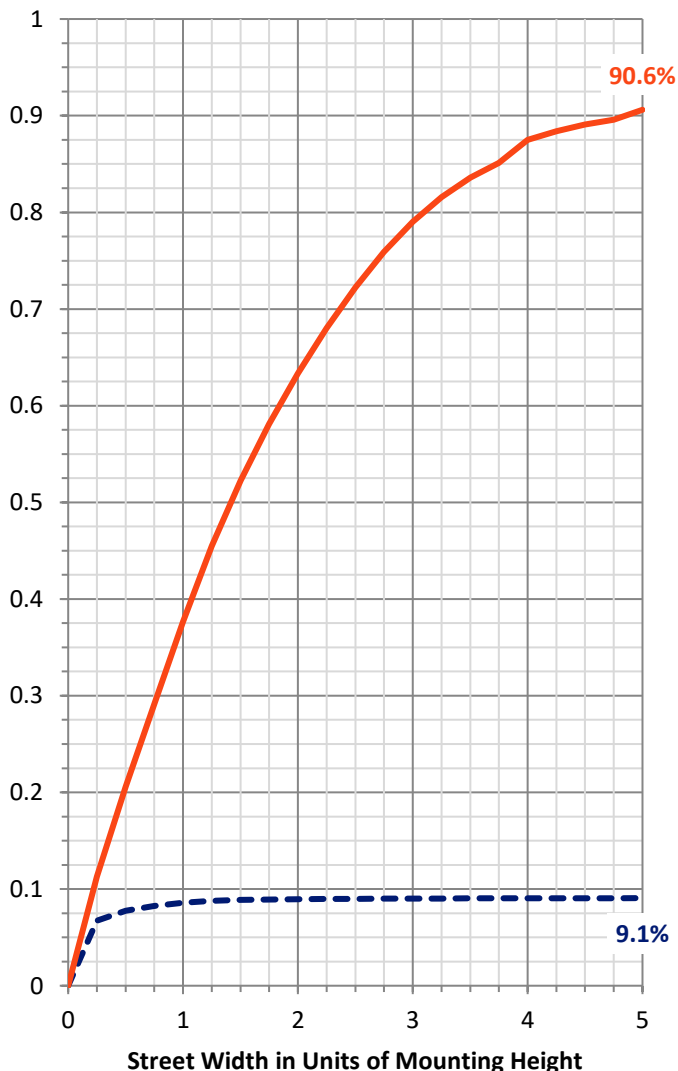
FLUX DISTRIBUTION:

		Downward	Upward	Total
House Side	Lumens	591.4	0.0	591.4
	% Fixture	9.1	0.0	9.1
Street Side	Lumens	5896.1	0.0	5896.1
	% Fixture	90.9	0.0	90.9
Total	Lumens	6487.5	0.0	6487.5
	% Fixture	100.0	0.0	100.0

ZONAL LUMENS:

Zone	Lumens	% Fixture
0°-10°	92.5	1.4
10°-20°	200.9	3.1
20°-30°	301.1	4.6
30°-40°	479.0	7.4
40°-50°	855.4	13.2
50°-60°	1327.3	20.5
60°-70°	1764.5	27.2
70°-80°	1327.2	20.5
80°-90°	139.5	2.1
90°-100°	0.0	0.0
100°-110°	0.0	0.0
110°-120°	0.0	0.0
120°-130°	0.0	0.0
130°-140°	0.0	0.0
140°-150°	0.0	0.0
150°-160°	0.0	0.0
160°-170°	0.0	0.0
170°-180°	0.0	0.0
0°-90°	6487.5	100.0
0°-180°	6487.5	100.0

Coefficient of Utilization



REPORT NUMBER: P386402

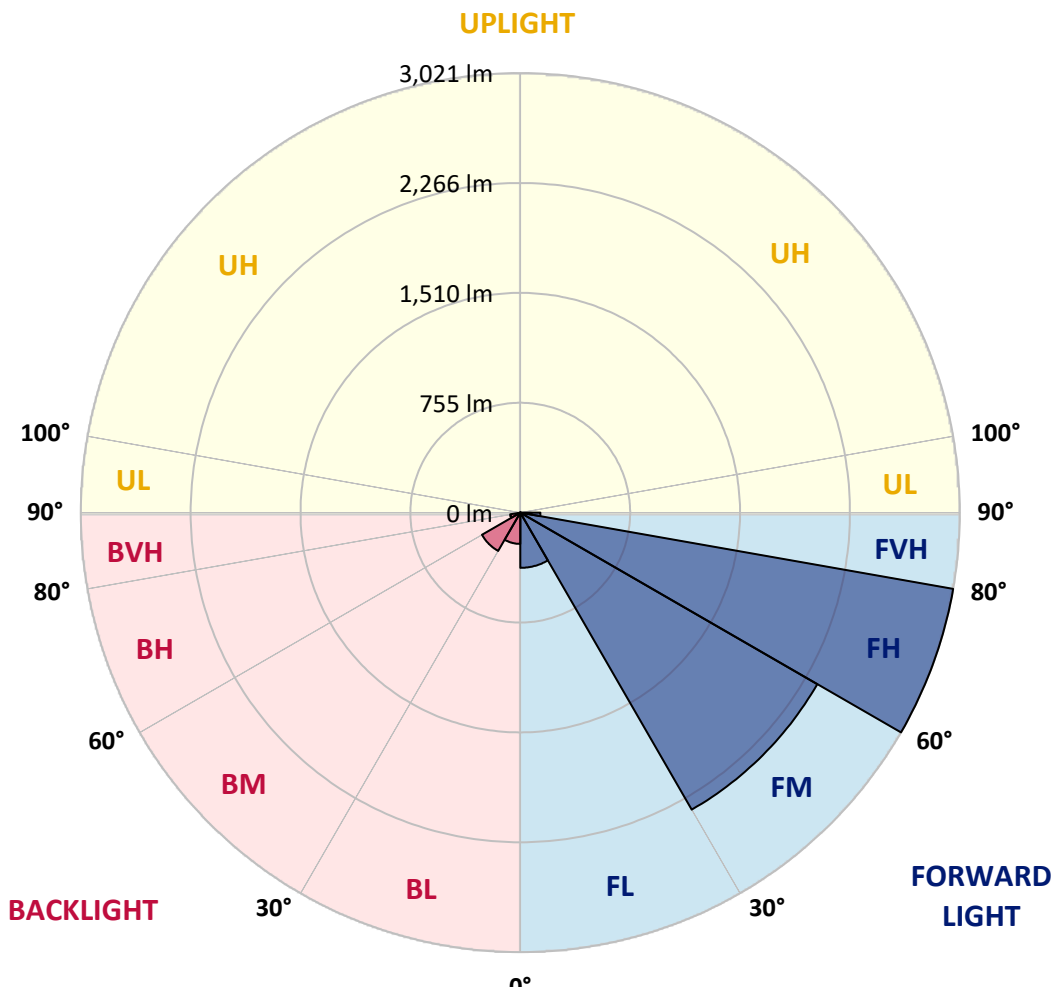
CATALOG NUMBER: GWC-SA2A-735-U-T4FT-HSS

LUMINAIRE CLASSIFICATION SYSTEM LUMEN TABLE AND BUG RATING:

Zone	Lumens	% Fixture	Zone Rating/Lumen Limit		
			B	U	G
FL (0°-30°)	379.5	5.9			
FM (30°-60°)	2357.3	36.3			
FH (60°-80°)	3021.0	46.6			G2/5000
FVH (80°-90°)	138.3	2.1			G2/225
BL (0°-30°)	215.0	3.3	B1/500		
BM (30°-60°)	304.4	4.7	B1/1000		
BH (60°-80°)	70.8	1.1	B0/110		G0/110
BVH (80°-90°)	1.2	0.0			G0/10
UL (90°-100°)	0.0	0.0		U0/0	
UH (100°-180°)	0.0	0.0		U0/0	

BUG Rating: B1-U0-G2

Type IV Short





REPORT NUMBER: P386402

CATALOG NUMBER: GWC-SA2A-735-U-T4FT-HSS

CANDELA DISTRIBUTION (FULL):

	0°	5°	15°	25°	31°	35°	45°	55°	65°	75°	85°
0°	1116.2	1116.2	1116.2	1116.2	1116.2	1116.2	1116.2	1116.2	1116.2	1116.2	1116.2
2.5°	1057.8	1062.2	1067.0	1067.9	1075.9	1076.2	1087.6	1096.2	1104.7	1113.0	1115.9
5°	949.2	956.5	965.0	973.7	990.5	997.2	1025.1	1053.6	1081.0	1107.0	1119.7
7.5°	833.3	841.6	853.6	875.0	893.6	906.7	950.8	1001.6	1052.4	1100.3	1127.9
10°	727.7	735.3	747.9	770.5	799.3	817.2	876.5	947.0	1021.6	1094.3	1140.3
12.5°	660.3	664.4	671.4	695.5	721.5	741.6	811.4	898.7	996.2	1093.9	1160.3
15°	647.9	649.2	643.5	654.3	674.6	693.9	764.8	859.6	976.8	1099.0	1186.4
17.5°	667.6	667.0	647.9	646.7	662.8	678.7	741.9	832.7	963.2	1110.7	1220.0
20°	697.5	695.2	662.2	656.2	673.4	688.3	740.3	822.5	958.1	1130.5	1260.9
22.5°	737.1	733.3	681.6	675.2	693.6	709.2	760.0	832.4	962.5	1156.8	1308.6
25°	786.4	780.6	714.9	707.9	726.6	742.2	795.2	860.7	975.8	1188.9	1368.9
27.5°	841.9	833.6	768.2	750.1	771.4	787.6	842.3	903.8	996.8	1222.8	1442.8
30°	894.3	883.5	824.4	794.6	820.7	838.7	893.0	955.3	1030.4	1275.2	1544.1
32.5°	947.0	934.9	874.6	839.1	862.6	882.2	945.4	1026.0	1093.6	1355.3	1678.7
35°	1068.3	1055.5	981.6	922.9	922.5	933.7	1018.7	1122.9	1177.2	1466.7	1839.3
37.5°	1272.4	1265.1	1194.6	1083.1	1053.3	1040.9	1118.7	1238.4	1297.1	1620.0	2020.6
40°	1495.9	1489.5	1410.5	1309.5	1264.1	1233.6	1262.2	1399.3	1466.7	1807.3	2205.7
42.5°	1748.2	1718.1	1577.1	1547.0	1506.3	1483.1	1457.5	1597.7	1674.9	2011.1	2389.2
45°	1977.4	1926.6	1743.8	1698.0	1688.8	1694.6	1708.9	1864.4	1909.2	2253.3	2572.1
47.5°	2113.9	2074.0	1933.6	1889.8	1887.2	1925.1	2033.0	2165.7	2142.5	2464.4	2733.0
50°	2243.7	2207.6	2091.1	2101.9	2113.6	2165.0	2400.9	2475.5	2355.5	2655.9	2880.7
52.5°	2348.9	2293.6	2232.7	2293.3	2351.1	2434.0	2780.6	2753.6	2506.7	2808.2	3007.0
55°	2409.5	2384.5	2414.0	2474.9	2583.4	2718.0	3139.0	2985.0	2617.2	2947.3	3091.1
57.5°	2631.7	2582.5	2641.2	2693.9	2835.6	3023.8	3446.0	3157.4	2696.8	3033.3	3110.4
60°	2900.6	2860.9	2895.5	2983.1	3174.2	3395.5	3733.0	3298.0	2738.4	3088.5	3060.3
62.5°	3328.6	3276.1	3254.5	3352.7	3606.0	3847.6	3950.7	3395.5	2729.2	3064.1	2888.3
65°	3901.9	3847.6	3751.1	3840.0	4162.2	4332.7	4194.2	3416.2	2665.7	2866.3	2453.3
67.5°	4489.2	4449.8	4367.2	4517.1	4807.9	4862.8	4451.7	3366.0	2461.2	2324.1	1733.3
70°	4877.1	4860.2	4913.9	5245.4	5504.8	5488.9	4687.9	3096.5	1918.4	1429.2	857.5
72.5°	4597.4	4678.1	5074.2	5675.2	5992.0	5862.5	4566.6	2377.8	1096.5	549.8	247.9
73°	4365.6	4468.9	5002.2	5691.4	6030.4	5888.5	4464.8	2182.5	934.6	434.0	188.0
75°	3037.2	3163.8	4141.2	5300.6	5850.7	5610.4	3721.6	1335.8	433.0	192.4	75.9
77.5°	1474.6	1568.2	2280.3	3829.8	4550.1	4383.5	2316.8	497.8	195.6	120.3	34.9
80°	550.5	612.0	989.8	1949.1	2629.5	2698.4	1019.1	188.3	130.2	96.9	17.8
82.5°	144.1	160.6	365.0	869.2	1347.6	1410.5	321.3	94.9	95.3	79.7	10.8
85°	46.0	52.7	113.9	390.1	634.9	557.4	83.8	46.0	69.2	59.4	6.0
87.5°	5.7	7.3	36.2	91.8	140.0	77.8	13.1	13.6	29.5	33.0	3.5
90°	0.0	0.0	0.0	0.0	0.0	0.0	0.0	0.0	0.0	0.0	0.0



REPORT NUMBER: P386402

CATALOG NUMBER: GWC-SA2A-735-U-T4FT-HSS

CANDELA DISTRIBUTION (continued):

	90°	95°	105°	115°	125°	135°	145°	155°	165°	175°	180°
0°	1116.2	1116.2	1116.2	1116.2	1116.2	1116.2	1116.2	1116.2	1116.2	1116.2	1116.2
2.5°	1118.7	1117.1	1117.4	1109.2	1103.8	1093.0	1081.9	1076.8	1071.4	1069.2	1071.4
5°	1124.5	1121.5	1113.4	1087.9	1061.0	1026.0	993.3	968.6	937.4	928.9	937.8
7.5°	1133.3	1127.6	1103.5	1051.7	991.7	925.1	850.2	795.6	750.8	721.9	732.4
10°	1146.3	1135.5	1087.0	999.0	891.8	773.7	667.3	584.4	525.7	501.5	500.6
12.5°	1168.2	1147.9	1066.7	930.5	769.6	612.0	472.7	382.9	335.3	304.5	303.8
15°	1192.4	1162.5	1040.9	848.3	627.3	438.4	304.5	236.2	205.4	195.6	194.3
17.5°	1221.9	1179.3	1007.6	747.0	478.4	290.5	198.7	179.0	177.7	176.8	176.8
20°	1259.1	1199.3	964.8	631.1	339.4	194.0	168.9	170.1	170.8	169.6	169.8
22.5°	1302.2	1219.7	913.7	506.6	229.5	162.2	161.6	163.2	163.8	163.2	163.5
25°	1352.4	1243.2	851.5	376.2	165.7	154.0	155.6	157.8	159.3	159.3	159.3
27.5°	1414.6	1271.8	776.5	262.6	143.2	145.4	149.8	154.0	156.2	156.8	156.8
30°	1495.5	1307.3	686.7	180.0	130.2	134.0	142.2	150.1	154.2	154.9	155.3
32.5°	1597.7	1347.3	582.5	133.0	119.0	121.9	130.8	144.1	152.1	153.3	153.3
35°	1714.9	1393.6	470.4	115.8	111.1	112.1	119.0	134.2	148.2	151.7	152.1
37.5°	1843.2	1439.3	357.8	108.2	104.5	104.5	109.5	122.5	139.0	149.8	151.1
40°	1962.9	1467.0	250.8	102.2	98.4	98.4	102.9	112.4	127.9	144.1	147.6
42.5°	2073.3	1476.5	174.6	96.5	92.7	93.7	97.4	105.1	116.9	133.0	136.2
45°	2187.0	1474.9	127.3	89.8	87.0	89.8	92.7	98.4	107.0	116.2	116.9
47.5°	2272.7	1461.6	101.0	83.5	81.6	85.4	87.9	91.8	96.5	95.9	95.9
50°	2353.0	1429.2	81.3	75.0	76.2	80.6	81.9	83.1	83.5	77.5	76.8
52.5°	2414.0	1378.7	65.1	65.8	70.8	75.2	73.9	72.1	68.9	61.6	60.3
55°	2434.3	1281.6	51.1	54.3	62.8	68.6	63.8	59.7	53.6	47.6	46.3
57.5°	2397.4	1156.2	41.6	42.2	53.0	57.8	52.4	47.6	41.0	35.9	34.9
60°	2319.4	1016.8	34.3	31.8	41.0	45.1	41.6	36.8	30.8	27.0	26.7
62.5°	2164.5	868.3	28.3	24.8	31.1	34.6	32.4	28.9	23.8	21.2	20.9
65°	1838.7	694.6	22.8	20.0	24.1	27.0	25.1	22.5	18.7	16.8	16.5
67.5°	1283.5	469.5	18.7	16.5	19.1	21.2	19.7	18.4	14.9	14.6	14.9
70°	619.1	226.4	15.6	13.3	14.9	16.5	15.9	14.9	14.3	16.5	19.1
72.5°	177.5	75.9	12.4	11.1	12.0	13.1	13.6	13.3	15.6	20.0	23.2
73°	136.5	61.2	11.7	10.5	11.5	12.7	13.3	13.1	15.9	20.3	23.2
75°	58.4	29.5	8.9	8.5	9.5	11.1	11.7	11.7	15.9	20.7	22.3
77.5°	26.3	15.9	5.7	6.7	8.3	8.9	9.9	9.9	12.7	15.9	15.9
80°	14.9	8.5	4.4	5.1	6.0	6.0	6.0	5.4	5.7	6.4	7.0
82.5°	9.5	5.7	3.5	4.1	3.9	3.2	2.5	2.5	2.3	2.5	3.2
85°	5.4	3.2	3.2	2.5	1.6	1.3	1.6	1.3	0.3	0.0	0.3
87.5°	3.2	1.9	0.9	0.0	0.0	0.0	0.0	0.0	0.0	0.0	0.0
90°	0.0	0.0	0.0	0.0	0.0	0.0	0.0	0.0	0.0	0.0	0.0

Signify Classified - Internal
Cooper Lighting Solutions Photometric Lab
1121 Highway 74 South
Peachtree City, GA 30269

Scaled Data Report



Report Generated By 670245982

Signify Classified - Internal
Cooper Lighting Solutions Photometric Lab
1121 Highway 74 South
Peachtree City, GA 30269

Scaled Data Report



Signify Classified - Internal
Cooper Lighting Solutions Photometric Lab
1121 Highway 74 South
Peachtree City, GA 30269

Scaled Data Report



Signify Classified - Internal
Cooper Lighting Solutions Photometric Lab
1121 Highway 74 South
Peachtree City, GA 30269

Scaled Data Report





--- HS — SS

Signify Classified - Internal
Cooper Lighting Solutions Photometric Lab
1121 Highway 74 South
Peachtree City, GA 30269

Scaled Data Report



u

Signify Classified - Internal
Cooper Lighting Solutions Photometric Lab
1121 Highway 74 South
Peachtree City, GA 30269

Scaled Data Report



Signify Classified - Internal
Cooper Lighting Solutions Photometric Lab
1121 Highway 74 South
Peachtree City, GA 30269

Scaled Data Report



(END OF REPORT)